

Scaled data based on original data using
LM-79-08 Approved Method: Electrical and Photometric Measurements of Solid-
State Lighting Products

Test Report Prepared for
Cooper Lighting Solutions
(formerly Eaton)

Brand: STREETWORKS

Report Number: P382799

Luminaire Tested: **GAN-SA1D-735-U-RW**

Issue Date: 3/3/2020

Test Information

Test Method: LM-79-08
Report Number: P382799
TEST IS SCALED FROM IESNA LM-79-08 TEST DATA (G2-1903-205-7)
Test Lab: INNOVATION CENTER
Issue Date: 3/3/2020
Manufacturer: COOPER LIGHTING SOLUTIONS (FORMERLY EATON)
Product Line: STREETWORKS
Catalog Number: GAN-SA1D-735-U-RW
Description: GALLEON AREA AND ROADWAY LUMINAIRE
(1) 70 CRI, 3500K, 1200mA LIGHTSQUARE WITH 16 LEDS AND RECTANGULAR WIDE OPTICS
Light Source: -
Ballast/Driver: ELECTRONIC DRIVER

Summary

Lumens per Lamp: N/A
Luminaire Lumens: 7735.6 lumens
Efficiency: N/A
Efficacy: 115.5 lumens/watt
Luminous Opening: Rectangular (W 0.5' x L: 0.5' x H: 0')
IES Classification: Type III - Short
BUG Rating: B3 - U0 - G3

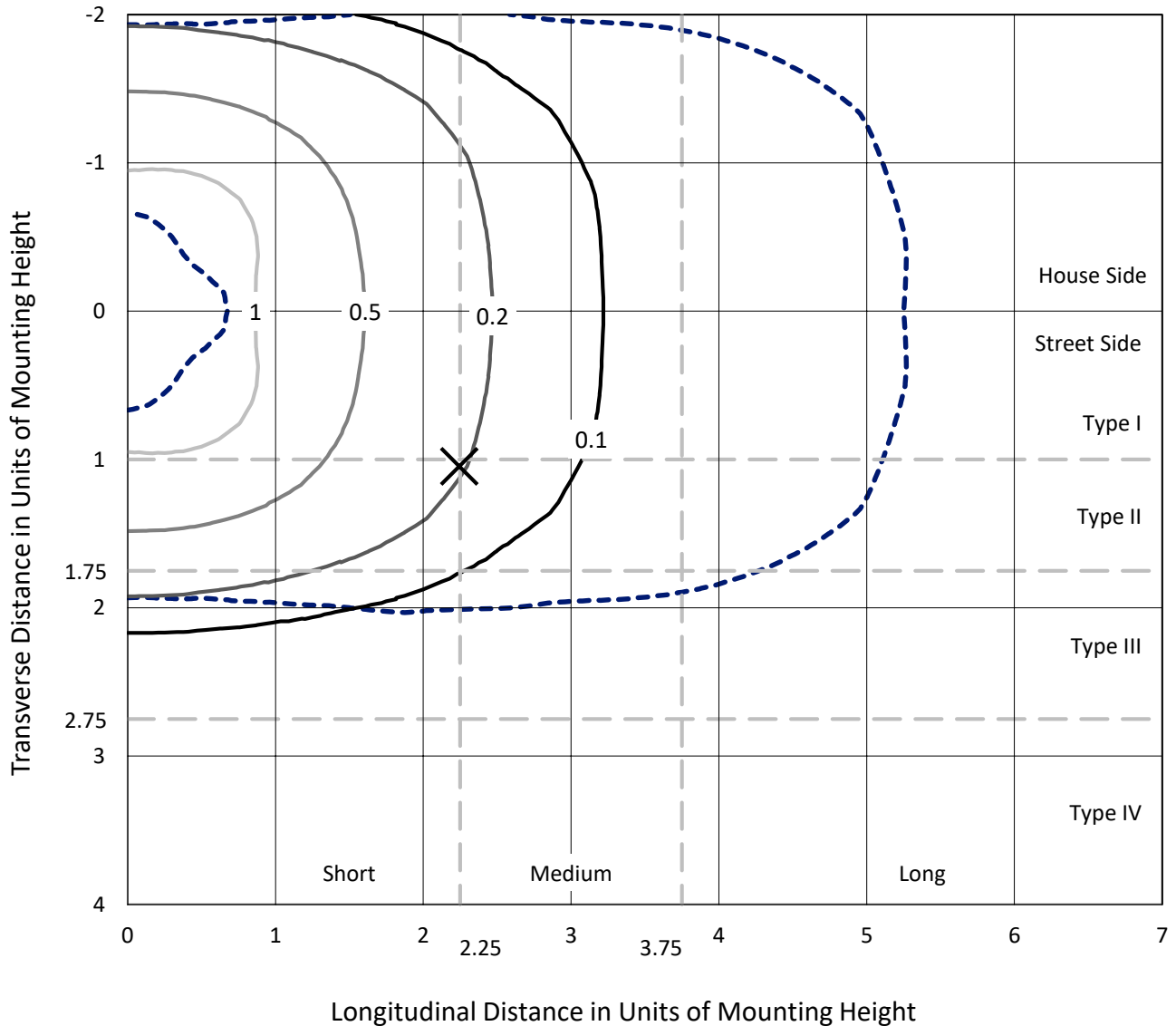
Input Watts (W): 67
Input Voltage (V): NR
Input Current (Ain): NR
Voltage Rise (V): NR
Power Factor: NR
Total Harmonic Distortion (THDi): NR
Frequency (hertz): 60
Stabilization Time: NR
Operation Time: NR
Ambient Temperature (°C): NR
Test Distance: 24 FT



REPORT NUMBER: P382799
 CATALOG NUMBER: GAN-SA1D-735-U-RW

Iso-Footcandle Lines of Horizontal Illumination

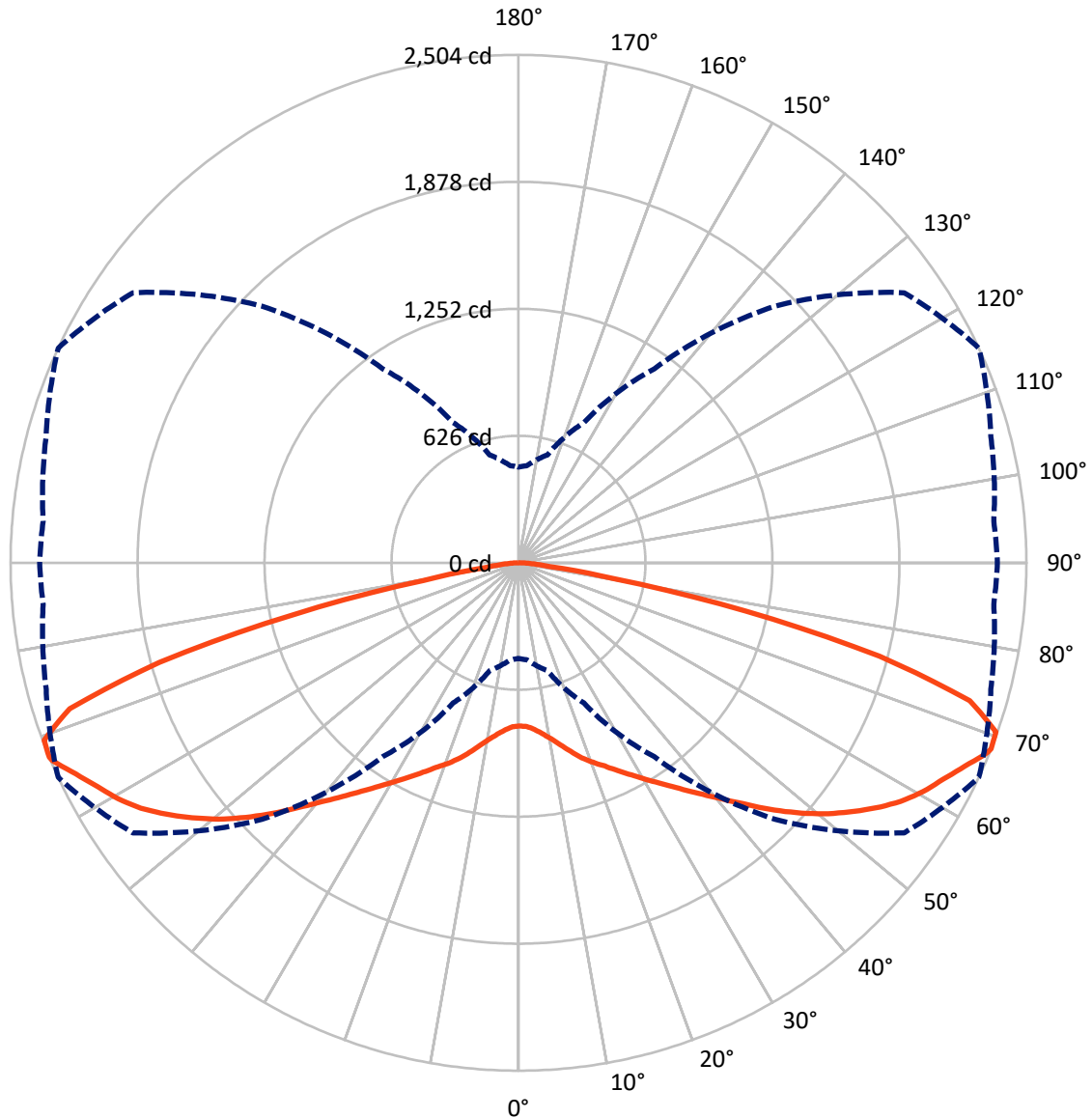
× Max cd
 - - - 1/2 Max cd



Based on 25 foot mounting height. Maximum calculated value = 1.5 fc
 Type III - Short - N/A

REPORT NUMBER: P382799
CATALOG NUMBER: GAN-SA1D-735-U-RW

Luminous Intensity Polar Plot



— Vertical Plane Through 65-Deg Lateral - - - Horizontal Cone Through 68-Deg Vertical

REPORT NUMBER: P382799
 CATALOG NUMBER: GAN-SA1D-735-U-RW

FLUX DISTRIBUTION:

		Downward	Upward	Total
House Side	Lumens	3867.8	0.0	3867.8
	% Fixture	50.0	0.0	50.0
Street Side	Lumens	3867.8	0.0	3867.8
	% Fixture	50.0	0.0	50.0
Total	Lumens	7735.6	0.0	7735.6
	% Fixture	100.0	0.0	100.0

Coefficient of Utilization

ZONAL LUMENS:

Zone	Lumens	% Fixture
0°-10°	78.7	1.0
10°-20°	263.7	3.4
20°-30°	514.1	6.6
30°-40°	863.7	11.2
40°-50°	1360.8	17.6
50°-60°	1819.9	23.5
60°-70°	1769.2	22.9
70°-80°	967.1	12.5
80°-90°	98.4	1.3
90°-100°	0.0	0.0
100°-110°	0.0	0.0
110°-120°	0.0	0.0
120°-130°	0.0	0.0
130°-140°	0.0	0.0
140°-150°	0.0	0.0
150°-160°	0.0	0.0
160°-170°	0.0	0.0
170°-180°	0.0	0.0
0°-90°	7735.6	100.0
0°-180°	7735.6	100.0



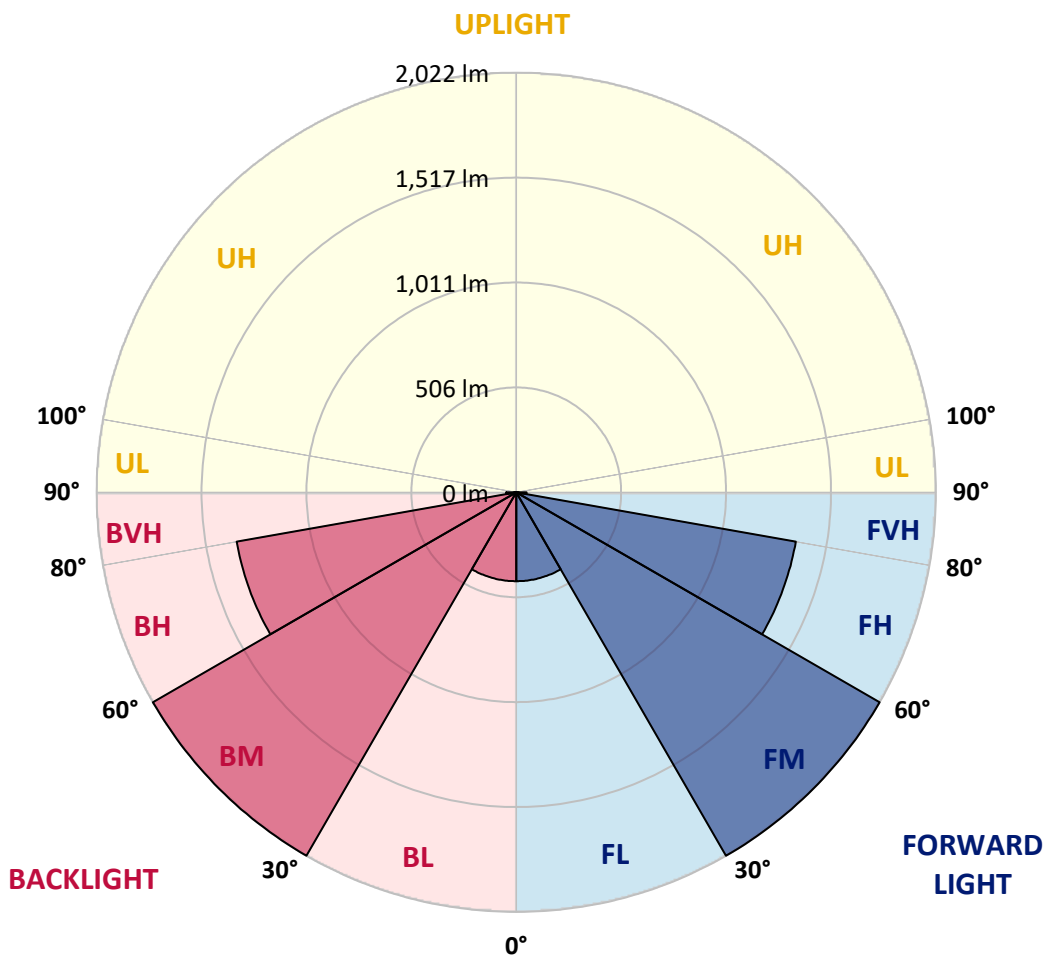
REPORT NUMBER: P382799
 CATALOG NUMBER: GAN-SA1D-735-U-RW

LUMINAIRE CLASSIFICATION SYSTEM LUMEN TABLE AND BUG RATING:

Zone	Lumens	% Fixture	Zone Rating/Lumen Limit		
			B	U	G
FL (0°-30°)	428.3	5.5			
FM (30°-60°)	2022.2	26.1			
FH (60°-80°)	1368.1	17.7			G1/1800
FVH (80°-90°)	49.2	0.6			G1/100
BL (0°-30°)	428.3	5.5	B1/500		
BM (30°-60°)	2022.2	26.1	B2/2500		
BH (60°-80°)	1368.1	17.7	B3/2500		G3/2500
BVH (80°-90°)	49.2	0.6			G1/100
UL (90°-100°)	0.0	0.0		U0/0	
UH (100°-180°)	0.0	0.0		U0/0	

BUG Rating: B3-U0-G3

Type III Short





REPORT NUMBER: P382799
 CATALOG NUMBER: GAN-SA1D-735-U-RW

CANDELA DISTRIBUTION (FULL):

	0°	5°	15°	25°	35°	45°	55°	65°	75°	85°	90°
0°	804.3	804.3	804.3	804.3	804.3	804.3	804.3	804.3	804.3	804.3	804.3
2.5°	798.6	798.9	800.2	801.7	803.0	806.3	807.2	808.5	809.0	810.3	810.3
5°	791.6	792.1	795.3	799.4	804.0	812.4	818.4	825.1	828.4	832.1	831.8
7.5°	790.8	792.1	796.6	803.3	811.1	824.8	837.3	850.8	859.8	868.1	867.6
10°	798.9	800.9	807.2	817.2	829.0	846.0	864.5	882.6	898.5	911.1	911.7
12.5°	811.1	813.6	823.5	838.9	856.5	878.5	900.2	920.7	942.5	961.5	963.0
15°	827.1	830.5	845.3	868.1	895.1	921.3	944.7	965.6	990.8	1017.0	1019.6
17.5°	851.0	855.7	875.1	906.0	941.5	970.3	994.7	1010.5	1031.5	1058.5	1063.5
20°	887.3	893.3	917.9	954.7	998.1	1028.1	1046.9	1050.2	1060.6	1084.7	1090.4
22.5°	934.5	939.7	967.2	1011.0	1059.5	1092.2	1102.1	1088.6	1087.6	1107.1	1112.5
25°	987.2	991.8	1023.8	1073.0	1125.1	1161.2	1161.0	1134.7	1116.6	1131.6	1137.3
27.5°	1046.3	1053.6	1084.1	1136.0	1191.8	1227.3	1225.3	1184.8	1150.4	1154.2	1159.1
30°	1114.2	1122.3	1152.1	1204.8	1260.6	1295.3	1292.7	1239.3	1187.4	1177.0	1180.6
32.5°	1198.5	1208.1	1236.4	1288.3	1337.6	1369.0	1361.5	1298.4	1232.1	1209.4	1212.9
35°	1300.0	1305.7	1335.6	1386.6	1426.6	1448.1	1432.3	1366.9	1288.6	1261.3	1261.3
37.5°	1402.7	1407.1	1440.5	1490.1	1528.8	1540.1	1509.3	1441.8	1362.5	1323.8	1324.7
40°	1501.3	1513.2	1550.8	1601.6	1639.8	1642.9	1601.9	1527.5	1444.7	1404.8	1409.4
42.5°	1604.2	1615.9	1660.8	1718.3	1752.1	1757.3	1709.3	1623.4	1537.6	1505.1	1510.3
45°	1696.1	1705.4	1757.3	1824.2	1866.2	1879.7	1822.9	1733.4	1637.9	1606.3	1607.6
47.5°	1760.1	1772.3	1829.4	1908.2	1969.4	1990.2	1934.5	1840.6	1736.8	1698.4	1701.8
50°	1818.2	1824.7	1882.6	1968.6	2046.4	2089.3	2041.5	1946.4	1836.6	1795.9	1799.6
52.5°	1850.6	1858.9	1915.0	2004.7	2096.8	2165.8	2136.7	2041.5	1933.1	1893.5	1897.8
55°	1828.1	1834.3	1901.5	2012.7	2127.9	2213.0	2217.4	2134.6	2027.8	1993.0	2005.4
57.5°	1725.3	1733.1	1815.1	1960.9	2131.8	2244.8	2278.1	2221.0	2116.2	2088.0	2095.2
60°	1564.8	1569.8	1657.1	1821.1	2056.0	2258.1	2316.8	2291.6	2202.8	2174.6	2184.5
62.5°	1278.7	1286.0	1390.5	1610.2	1896.0	2218.9	2354.1	2349.9	2283.5	2257.6	2266.4
65°	874.1	886.8	1002.4	1280.2	1649.4	2099.1	2388.0	2417.9	2354.9	2322.2	2333.8
67.5°	527.8	537.1	621.0	845.3	1262.2	1857.4	2353.0	2495.2	2405.2	2352.5	2362.1
68°	471.8	480.4	550.4	762.8	1167.4	1789.1	2321.1	2504.0	2410.7	2352.0	2360.5
70°	285.1	290.7	337.7	471.5	778.4	1419.3	2103.5	2496.7	2445.4	2359.2	2364.2
72.5°	185.8	187.5	195.3	242.0	397.6	793.7	1578.8	2326.5	2497.5	2401.5	2400.8
75°	154.4	153.3	154.1	159.5	196.1	348.1	922.6	1837.9	2380.8	2334.9	2318.5
77.5°	130.5	129.7	129.4	129.7	131.3	168.1	400.5	1144.9	1821.8	2065.4	2080.0
80°	105.5	104.5	107.9	106.4	101.6	104.5	167.8	476.2	858.8	923.9	865.8
82.5°	76.8	72.8	87.4	83.3	79.4	73.7	92.6	153.8	204.9	140.6	98.8
85°	59.2	55.0	66.4	63.8	54.5	37.6	55.0	75.2	83.0	47.5	37.4
87.5°	24.1	25.4	48.0	37.9	31.9	18.2	22.5	30.1	40.4	20.2	15.6
90°	0.0	0.0	0.0	0.0	0.0	0.0	0.0	0.0	0.0	0.0	0.0

(END OF REPORT)